

OT FIT 25/220...240/500 CS

OPTOTRONIC FIT CS G1 | Compact Constant Current – Non dimmable



Areas of application

- Emergency lighting systems acc. to IEC 61347-2-13, app. J (CS version only)
- Luminaires with flexible current setting (Tri-Tap for CS version only)
- Luminaires with flexible current setting (LEDset for LT2 S version only)
- Suitable for use in emergency lighting systems, DC capable (CS version only)
- Suitable for indoor SELV installations
- Suitable for luminaires of protection classes I and II
- Suitable for downlights, spotlights and LED panels
- Independent mounting via Cable Clamp Kit possible (depending on version of product)

Product benefits

- Versatile scope of application due to output power range of up to 54 W
- Fulfill safety requirement due to overload, overtemperature, Hot Plug protection
- High efficiency
- Higher quality of light thanks to low output ripple current

Product features

- Supply voltage: 220...240 V
- Line frequency: 0 Hz | 50 Hz | 60 Hz
- Line voltage: 198...264 V
- Safety according to EN 61347-1, 61347-2-3, 61347-2-13, 62384
- RI suppression according to EN 55015:2007+A1:2007/CDN
- Line harmonics according to EN 61000-3-2
- Immunity according to EN 61547
- Lifetime: up to 100,000 h (temperature at $T_c = 65^\circ\text{C}$, max. 10 % failure rate)
- LED protection by Hot Plug
- Independent connection via through-looping (CS version only)

Technical data

Electrical data

Nominal voltage	200...240 V
Mains frequency	50...60 Hz
Input voltage AC	198...264 V ¹⁾
Input voltage DC	176...276 V
Total harmonic distortion	< 10 %
Power factor λ	0.95/0.85 ²⁾
ECG efficiency	85 % ³⁾
Device power loss	4.0 W ⁴⁾
Inrush current	24 A ⁵⁾
Max. ECG no. on circuit breaker 10 A (B)	17
Max. ECG no. on circuit breaker 16 A (B)	28
Max. ECG no. on circuit breaker 25 A (B)	-
Surge capability (L/N-Ground)	2 kV
Surge capability (L-N)	1 kV
Nominal output voltage	27...54 V ⁶⁾
U-OUT (working voltage)	60 V
Nominal output current	400 / 450 / 500 mA ⁷⁾
Output current tolerance	±10 %
Output ripple current (100 Hz)	< 5 %
Nominal output power	27 W ⁸⁾
Galvanic isolation	SELV

¹⁾ Permitted voltage range

²⁾ Full load at 230 V/Half load at 230 V

³⁾ At full load and 230 V

⁴⁾ Maximum

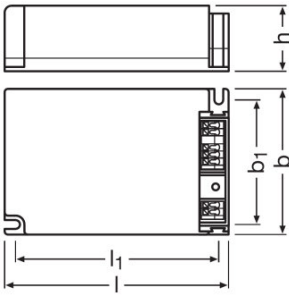
⁵⁾ $t_{width} = 174 \mu s$ (measured at 50 % I_{peak})

⁶⁾ Maximum 60 V

⁷⁾ ±10%

⁸⁾ Partial load 11...27 W

Dimensions & weight



Length	103.0 mm
Width	67.0 mm
Height	29.5 mm
Mounting hole spacing, length	94.0 mm
Mounting hole spacing, width	58.0 mm
Product weight	165.00 g
Cable cross-section, input side	0.2...1.5 mm ² ¹⁾
Cable cross-section, output side	0.2...1.5 mm ² ¹⁾
Wire preparation length, input side	8.5...9.5 mm
Wire preparation length, output side	8.5...9.5 mm

¹⁾ Solid or flexible leads

Colors & materials

Casing material	Plastic
------------------------	---------

Temperatures & operating conditions

Ambient temperature range	-25...+50 °C
Maximum temperature at tc test point	75 °C ¹⁾
Max.housing temperature in case of fault	110 °C
Permitted rel. humidity during operation	5...85 %

¹⁾ Maximum at the T_c-point

Lifespan

ECG lifetime	50000 h ¹⁾
---------------------	-----------------------

¹⁾ At T_{case} = 75 °C at T_c point / 10% failure rate

Additional product data

Encapsulated	No
---------------------	----

Product datasheet

Capabilities

Dimmable	No
Overheating protection	Automatic reversible
Overload protection	Automatic reversible
Short-circuit protection	Automatic reversible ¹⁾
No-load proof	Yes
Max. cable length to lamp/LED module	2.0 m
Suitable for fixtures with prot. class	I / II
Suitable for emergency lighting	Yes
Type of connection, output side	Push terminal

¹⁾ A short circuit current of max. 1 A may occur. Make sure the load is designed to withstand the short circuit current as well









Certificates & standards

Approval marks – approval	ENEC 10 / VDE / EMC / EL / CE
Standards	Acc. to EN 61347-1/Acc. to EN 61347-2-13/Acc. to EN 55015/Acc. to EN 61547/Acc. to EN 61000-3-2/Acc. to EN 62384
Protection class	II
Type of protection	IP20

Logistical data

Temperature range at storage	-25...85 °C
------------------------------	-------------

Download Data

File	
	Product Datasheet 489258_Datasheet_OT FIT 25220-240500 CS
	Certificates 489242_CB Certification OT FIT CS
	Certificates VDE ENEC Certificate 40038447
	Certificates 489253_Inotec Declaration - Part II - OT FIT CS
	Certificates 504176_VDE-EMC-Certificate OT_OTe_OTp_OT Fit_OTi
	Declarations of conformity 489246_DoC_OT FIT CS
	CAD data 685804_OT FIT Housing 3D drawings CAD Data_ISG
	CAD data 685806_OT FIT Housing 3D drawings CAD Data_STEP

Product datasheet



CAD data PDF
685805_OT FIT Housing 3D drawings CAD Data_PDF

Logistical Data

Product code	Product description	Packaging unit (Pieces/Unit)	Dimensions (length x width x height)	Volume	Gross weight
4052899919419	OT FIT 25/220...240/500 CS	Shipping carton box 20	357 mm x 222 mm x 96 mm	7.61 dm ³	3551.00 g

The mentioned product code describes the smallest quantity unit which can be ordered. One shipping unit can contain one or more single products. When placing an order, for the quantity please enter single or multiples of a shipping unit.

Disclaimer

Subject to change without notice. Errors and omission excepted. Always make sure to use the most recent release.