



For a lighter, brighter future

TRACK

LIGHT

Follow us

GET INTO

CRI 95 150LM/W

GENERATION



Shop lighting



CONSERVER

For a lighter, brighter future

Feature

- Three mirror reflectors with three different beam angle for optional, 24° & 40° & 60°
- Smart design for end user to change the reflectors easily
- 150LM/W High brightness COB LEDs
- High CRI =95
- Integrated Shell and Radiator, with high dissipation efficacy
- Nice design as a decoration itself



CRI 95

Reflectors with different beam angle can be easily changed by end user

- ▶ 3 kinds of reflector optional, easy to change different reflector by customer themselves



Changing steps

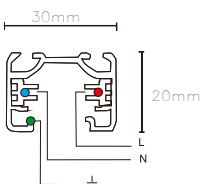
1. Disassemble the trim
2. Remove current reflector.
3. Put another reflector, screw and lock the trim

Applications

Windows, clothing stores
 Shopping malls
 Guest houses
 Hotels
 Halls
 Clubs
 Villas
 Restaurant

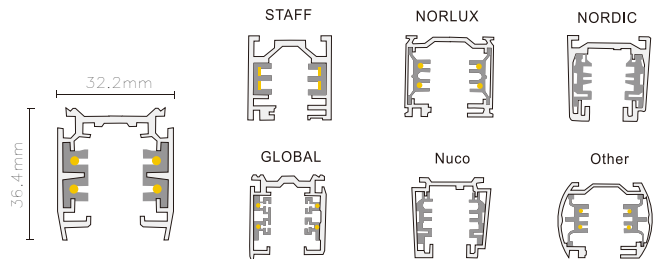
single circuit and three circuit adaptors for option

Single Circuit



Three Circuit


- ▶ Our 3 phases track adaptor is universal compatible. It will work with most popular brand track system as: STAFF, NORLUS, GLOBAL, NUCO AND NORDIC.





For a lighter, brighter future

LED LIGHTING
Professional
and more.....



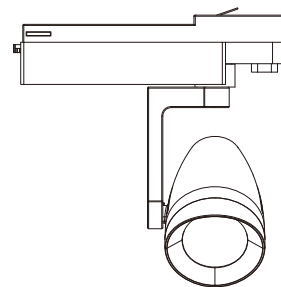
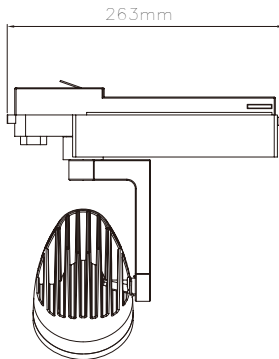
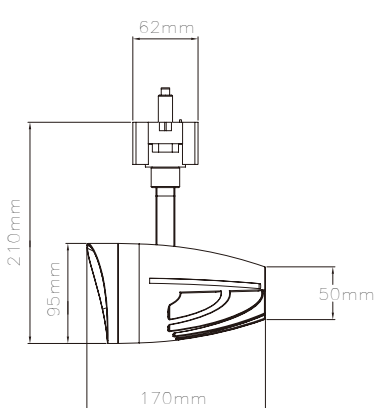
CRI=95



150LM/W COB
20W=35W CDM-T
30W=70W CDM-T



LLD- S20 W-WW	20W	2700-3300K	Warm white	2600LM	CRI=95	PF>0.93	Beam angle=24°/40°/60°
LLD- S20 W-PW	20W	3800-4600K	Pure white	2700LM	CRI=95	PF>0.93	Beam angle=24°/40°/60°
LLD- S20W-CW	20W	5500-6500K	Cool white	2760LM	CRI=95	PF>0.93	Beam angle=24°/40°/60°
LLD- S30W-WW	30W	2700-3300K	Warm white	4350LM	CRI=95	PF>0.93	Beam angle=24°/40°/60°
LLD- S30W-PW	30W	3800-4600K	Pure white	4525LM	CRI=95	PF>0.93	Beam angle=24°/40°/60°
LLD- S30W-CW	30W	5500-6500K	Cool white	4630LM	CRI=95	PF>0.93	Beam angle=24°/40°/60°



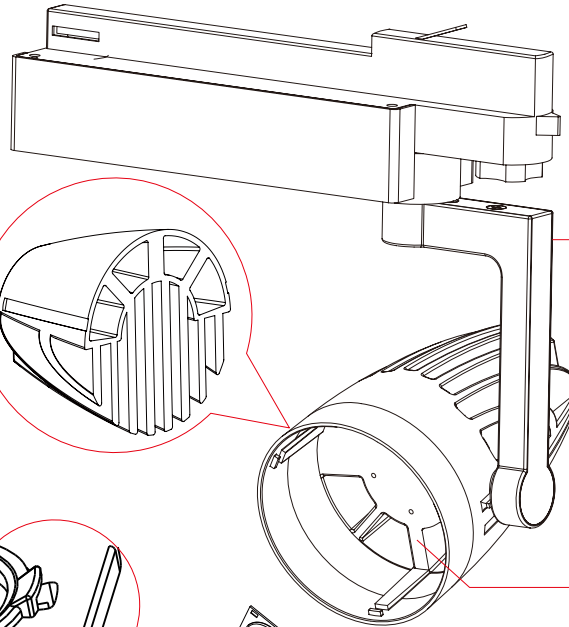
The structural of Led Tracklight and fundamental of heat sink



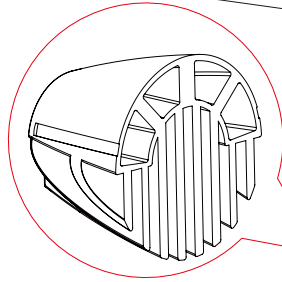
For a lighter, brighter future

LED LIGHTING
Professional
and more.....

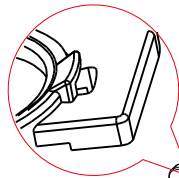
CRI 95



Aluminous Bracket - More Steady

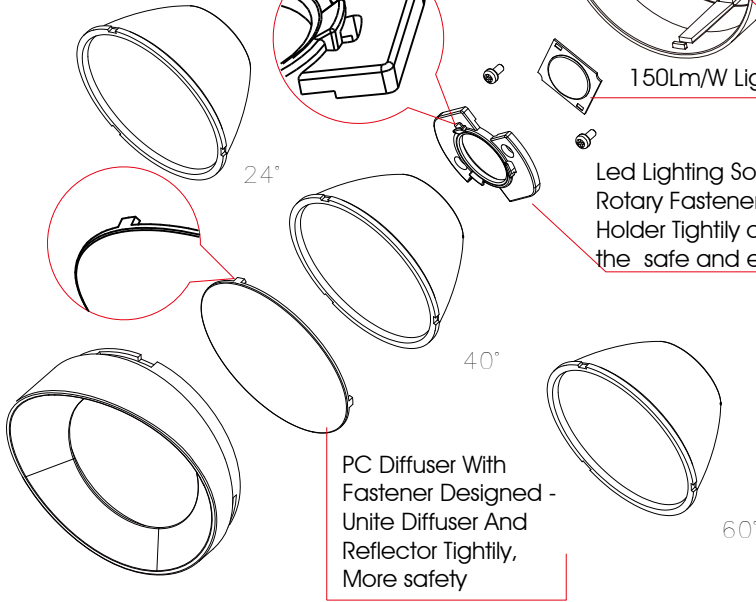


Integrated Shell and Radiator - Dissipating The Heat More Quick




150Lm/W Lighting-efficiency COB

Led Lighting Source Holder - Rotary Fastener Designed, Unite Reflector And Holder Tightly and allows customers to replace the safe and easy.



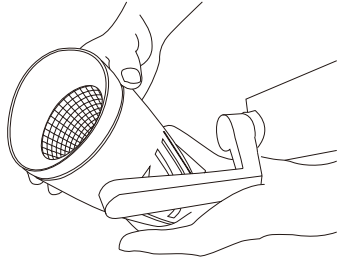
PC Diffuser With Fastener Designed - Unite Diffuser And Reflector Tightly, More safety



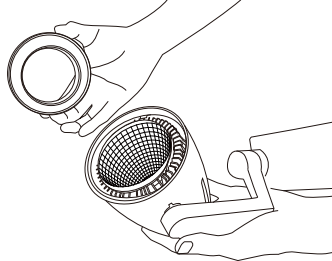
Changing steps



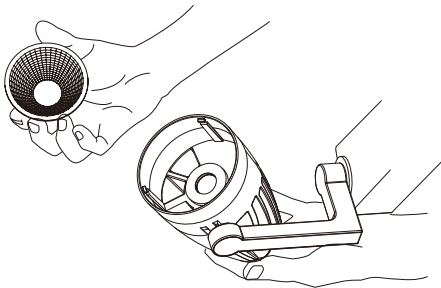
For a lighter, brighter future



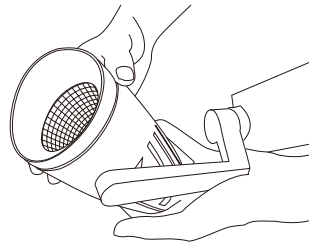
①



②



③



④

CRI 95

Do you know how to
change the reflector
by yourself ?

LED LIGHTING
Professional
and more.....

- ▶ Step1: Twist the trim
- Step2: Take out the reflector and pc diffuser
- Step3: put in new reflector
- Step4: Screw and lock the trim



LED Lighting Designs Australia Pty Ltd

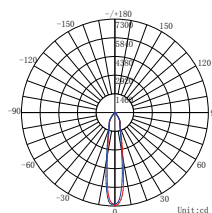
Address: 1/13 Watson Rd Padstow 2211 NSW. Phone: (02) 8764 0606

Website: www.ledlightingdesigns.com.au

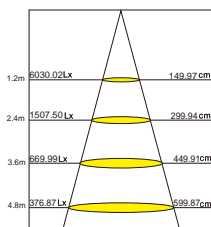
Email: info@ledlightingdesigns.com.au

CRI 95

20W



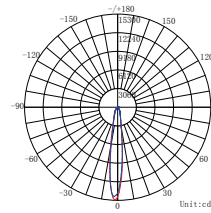
light distribution



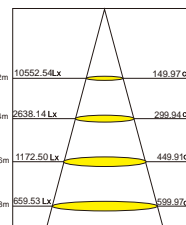
beam angle: 20 degree

150LM/W COB
20W=35W CDM-T

30W



light distribution



beam angle: 20 degree

150LM/W COB
30W=70W CDM-T

