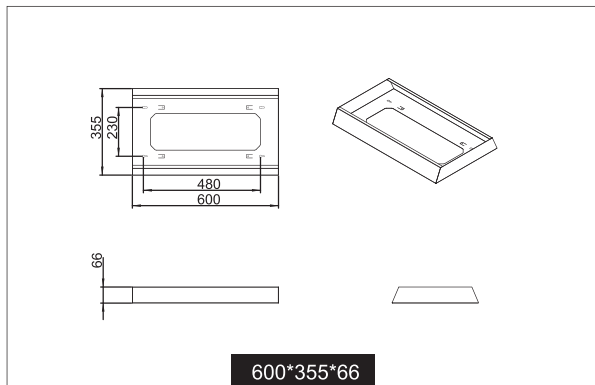


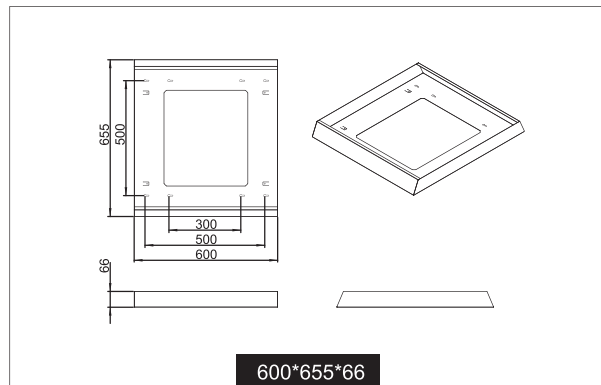


Surface Mount Frame

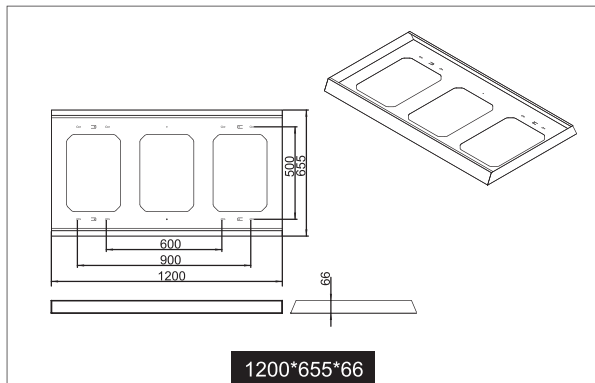
Frame For Use With Destiny Panel
 Mounting On Solid Concrete Ceiling



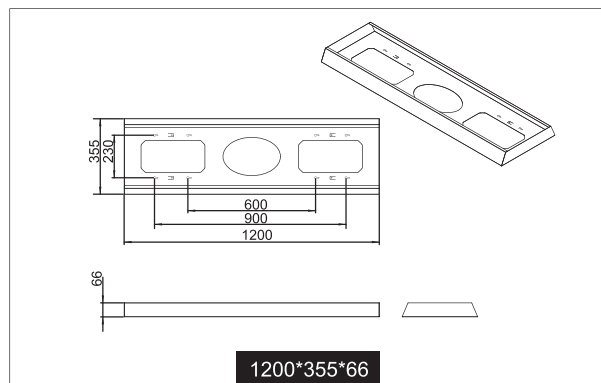
600*355*66



600*655*66



1200*655*66



1200*355*66



Surface Mount Frame

- Designed for use with Energetic Destiny LED Panels
- Designed to house both LED Panel and Driver
- White powder coated finish
- Panel retaining plug included

Part No.	Model No.	To Suit Size of LED Panel			Size	Net Weight
		Length(mm)	Width(mm)	Height(mm)		
302001	YKA3PL R60×30	≤596	290-296	≤30*	600×355×66	1.85
302002	YKA3PL R60×60	≤596	590-596	≤30*	600×655×66	2.65
302003	YKA3PL R120×30	≤1196	290-296	≤30*	1200×355×66	3.46
302004	YKA3PL R120×60	≤1196	590-596	≤30*	1200×655×66	4.70

*For back lighting panel, upper limit of height would be more than 30mm which is based on the shape of panel's back part.