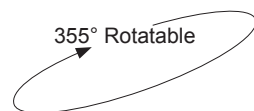


LED WALL WASHER DOWNLIGHT

S9681 WASH



CONSTRUCTION

- Can be both downlight or wall washer
- Die-cast aluminium body
- Powder coated finish
- A bracket mechanism ensures optimum tilting function 35° and rotating 355°
- High output COB LED chip
- High performance polished aluminium reflector
- Constant current non-dimmable LED driver fitted
- 1.2 m flex & 2 pin plug fitted

IP RATING

- IP20 suitable for interior use only

ACCESSORIES

- Honeycomb filter
S9681/55HC/P suits **S9681/85**
S9681/115HC/P suits **S9681/115**

FITTING COLOUR

- White (standard)
- Black, Silver (option)

BEAM ANGLE

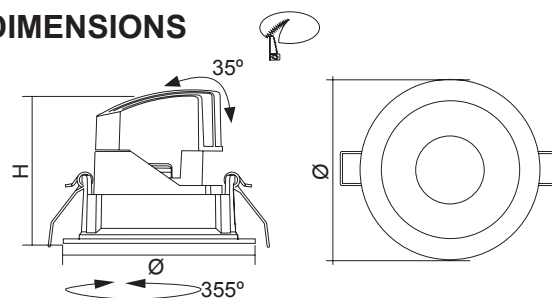
- 36° (standard)
- 15°, 24°, 50° (option)

COLOUR TEMPERATURE

- 4000K Cool White (standard)
- 3000K Warm White (option)
- 5000K Neutral Daylight (option)



DIMENSIONS

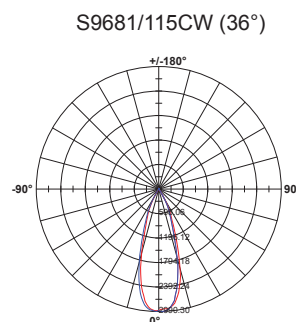
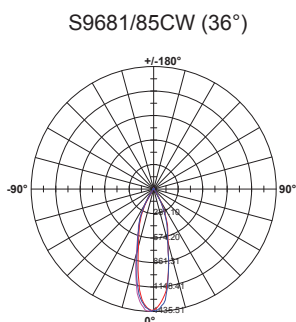


DIMMING OPTIONS

- Trailing edge
- 1-10V analogue
- DALI / DSI, digital

Model No.	Input	Power	Lumen	CCT	Beam Angle	CRI	Fitting Colour	Cut Out Ø	Dimensions Ø x H
S9681/85CW	240V	8W	1000lm	4000K	36°	>80	White	75 mm	85 x 67 mm
S9681/115CW	240V	13W	1500lm	4000K	36°	>80	White	100 mm	115 x 100 mm

PHOTOMETRIC DATA UNIT: cd C0/C180 _____ C90/C270 _____



Commercial Lighting Designs
 Website: commerciallightingdesigns.com.au
 Email: info@commerciallightingdesigns.com.au
 Phone: 02 8014 3897

Specifications above are for reference only and may vary without prior notice