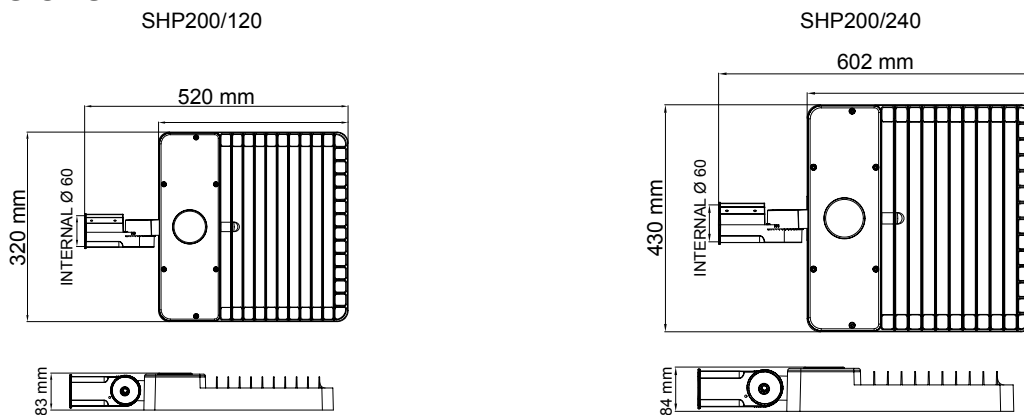


# LED AREA LIGHT

## SHP200/120, SHP200/240 PARK



### DIMENSIONS



### CONSTRUCTION

- Die-cast aluminium body
- Powder coated finish
- Clear tempered glass diffuser
- High efficiency SMD LED chips
- Built-in constant current non-dimmable LED driver
- High efficiency heat dissipation, light weight heatsink
- Pole mounting angle adjustable from 0° to 90°
- Symmetric light distribution (TYPE V) fitted
- Asymmetric light distribution (TYPE III) option

- Ø 60 mm pole mounting bracket
- 450 mm 3 core rubber flex

### IP RATING

- IP65 weatherproof

### COLOUR TEMPERATURE

- 5000K Neutral Daylight (standard)
- 3000K Warm White (option)
- 4000K Cool White (option)


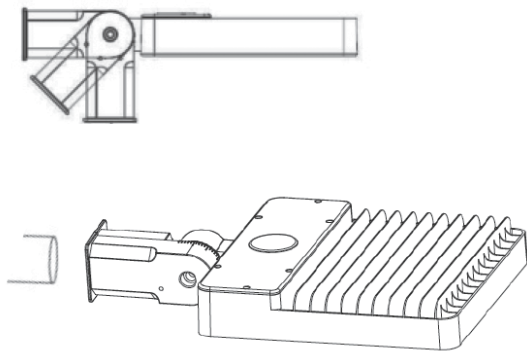
Model No.	Input	Power	Lumen	CCT	CRI	Fitting Colour	Net Weight
SHP200/120NDL/CB	240V	120W	12000lm	5000K	>75	Charcoal Black	6.8 kg
SHP200/120NDL/BK	240V	120W	12000lm	5000K	>75	Black	6.8 kg
SHP200/240NDL/CB	240V	240W	24000lm	5000K	>75	Charcoal Black	10.5 kg
SHP200/240NDL/BK	240V	240W	24000lm	5000K	>75	Black	10.5 kg

Commercial Lighting Designs  
 Website: [commerciallightingdesigns.com.au](http://commerciallightingdesigns.com.au)  
 Email: [info@commerciallightingdesigns.com.au](mailto:info@commerciallightingdesigns.com.au)  
 Phone: 02 8014 3897



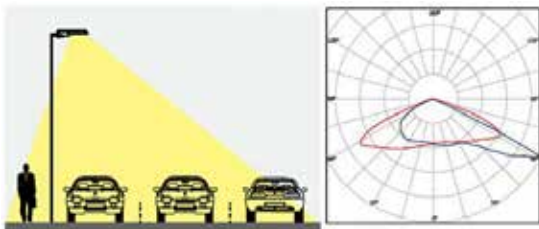
## STANDARD INSTALLATION

- STANDARD pole diameter: Ø 60 mm



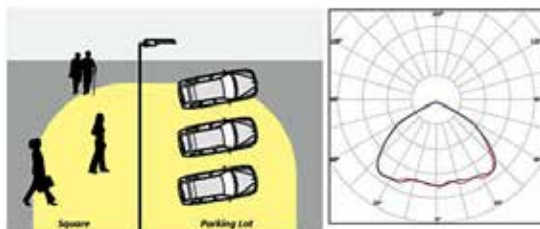
## PHOTOMETRIC DATA UNIT: cd C0/C180

TYPE III



C60/240

TYPE V



C30/210

C90/270