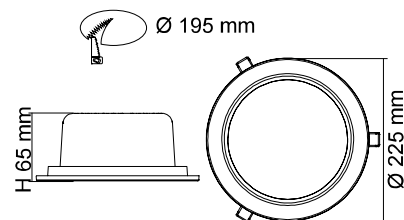
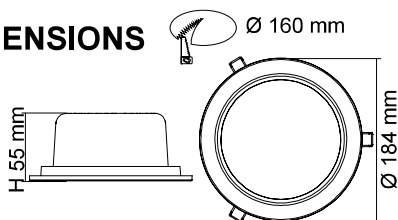


LED SHOP LIGHT

S9522TC, S9523TC EXMOUTH



DIMENSIONS



CONSTRUCTION

- Select colour temperature with DIP switch
- Twin 22W / 15W setting with DIP switch (S9522TC)
- Twin 40W / 28W setting with DIP switch (S9523TC)
- Die-cast aluminium body
- Powder coated finish
- Opal polycarbonate diffuser
- High efficiency SMD LED chips
- Constant current non-dimmable LED driver fitted
- 1.2 m flex & 2 pin plug fitted

DIMMING OPTIONS

- Trailing edge
- 1-10V analogue
- DALI / DSI, digital

DIP SWITCH

- Twin wattage setting with DIP switch
- Select colour temperature with DIP switch



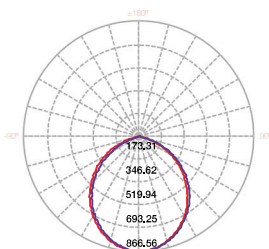
IP RATING

- IP20 suitable for interior use only

Model No.	Input	Power	Lumen	CCT	Beam Angle	CRI	Dimmable	Fitting Colour
S9522TC WH	240V	22W / 15W	2100lm/1500lm	3000K/4000K/5500K	105°	>80	No	White
S9522TC SL	240V	22W / 15W	2100lm/1500lm	3000K/4000K/5500K	105°	>80	No	Silver
S9523TC WH	240V	40W / 28W	3800lm/2800lm	3000K/4000K/5500K	105°	>80	No	White
S9523TC SL	240V	40W / 28W	3800lm/2800lm	3000K/4000K/5500K	105°	>80	No	Silver

PHOTOMETRIC DATA (AT CCT 4000K) Unit: cd C0/C180 — C90/C270

S9522TC at 4000K and 22W



S9523TC at 4000K and 40W

