




# LUMA-LINE

## LED Mounting Profile

### Description

Introducing the LUMA-LINE LED mounting profile system. The LUMA-LINE is specifically designed for the Domus range of LED strip lighting. This aluminium mounting profile system incorporated extruded profile complete with opal colour PMMA diffuser. The key features of the LUMA-LINE is the ability to not only conceal the LED strip lighting but also keep the strip lighting linear. Also, the LUMA-LINE keeps LEDs free from foreign objects and vapours which may damage the LEDs. Another key point is the invisible screw mounting which is hidden with-in the profile for surface mounting applications but the LUMA-LINE comes into its own as a continuous wall up light or down light. The LUMA-LINE can be used in sections to create a sleek look to any interior space or continuous as a pelmet light. Application in lounge rooms, lobbies, board rooms etc.



### Specification Features

Installation:	Wall mounted
Material:	Extruded aluminium 6063
Finish:	Natural clear anodised
Diffuser:	Flat (PMMA) Opal colour
Length (mm):	2500mm continuous*
Size (mm):	Profile (W) 30mm, (H) 25mm
Accessories (each):	End caps (silver) and mounting clips**
Special:	Custom powder coated colour upon request***
Driver Installation:	Remote driver required

\* Profile sold per meter. Can be cut to suit any length.

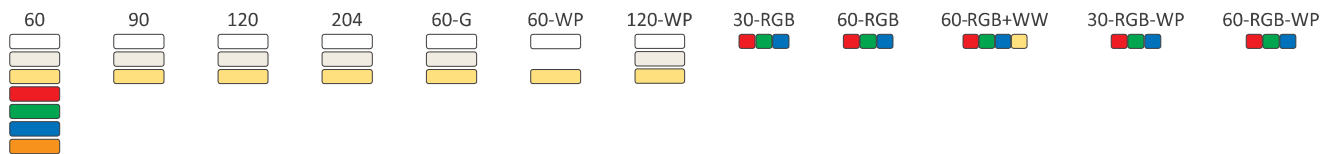
\*\* Accessories to be ordered separately.

\*\*\* Special powder coat finishes upon request. Surcharges apply.

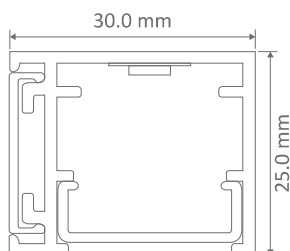
### Order Info:

Product Code:	LUMA-LINE
Order Code:	22018
Sold per (m)	1mtr
Product Code:	LUMA-LINE-CAP
Order Code:	22019
Colour:	Silver finish
Sold per (m)	Each
Product Code:	LUMA-LINE-MOUNT
Order Code:	22033
Colour:	Anodised
Sold per (m)	Each

### Compatible LED Strip Lighting



### Diagrams / Additional



### LED Output Variance:

